


Highlights:

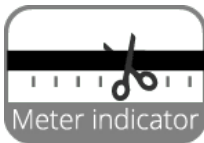
- 24 AWG thin and dense stranded conductors
- Highflex™ solid & flexible jacket
- 8.2 mm (Ø) outer diameter

Product information:

The BCT60U is a CAT6 networking cable featuring a Highflex™ outer jacket which is specifically designed for professional use in highly demanding applications.The conductor section of the BCT60U consists of 4 twisted pairs with stranded copper 24 AWG conductors with a polyethylene ‘+’ shaped separator in between. Thanks to this separator, better performance in terms of crosstalk and system noise can be achieved resulting in a higher bandwidth.The combination with hard and solid inner jacket materials and soft outer jacket materials provides great flexibility with a solid touch. Even after numerous times of winding and unwinding.Supports 10Base-T, 100Base-TX, 1000Base-T and 10GBase-T gigabit.



Properties:



Inner Conductors:



Product Features:

Application	Rental & MI
Series	Bulk & Accessories

Physical Characteristics:

Type of cable		U/UTP CAT6 Networking cable		
Inner conductor	Material	BC 7 x 0.2 mm (Ø) (OFC)		
	Section	0.22 mm²		
		Number of conductors	8 (4 pairs)	
		Insulation	Material	HDPE 1.02 mm (Ø)
		Audio	Conductor twisting	Lay length ≤ 30 mm
		Insulation	Colours	Green / White & Green ; Blue / White & Blue ; Orange / White & Orange ; Brown / White & Brown
Separator		Cross web Filling (PE)		
Inner jacket	Material	Durable PVC 6.6 mm (Ø)		
Outer jacket	Material	Flexible PVC 8.2 mm (Ø)		
	Colours	Black		
Inner conductor	American Wire Gauge	24 AWG		

Standards & regulations:

RoHS2 compliant	According EU Directive 2011/65/EU
Reach compliant	According EC 1907/2006
Flammability test	According IEC 60332-1
Indoor / outdoor	Indoor
Cabling standard	ISO/IEC11801
	IEC61156
	UL444
ANSI TIA-EIA 568C.2	


Electrical Characteristics:

Max. conductor	DC resistance	140 (Ω / Km)
	DC resistance unbalanced	5 %
Dielectric strength		1.5 (KV / 1 min. DC)
Max. Delay / Skew		45 (ns / 100 m)
Nom. Velocity of propagation		65 %
Characteristic impedance		100 Ω ± 15 Ω
Nom. mutual capacitance		≤ 5.6 (nF / 100 m)
Pair to ground capacitance unbalance		≤ 330 (nF / 100 m)

Mechanical Characteristics:

Temperature range	Fixed installation	- 20 °C till + 75 °C
	Mobile installation	- 15 °C till + 60 °C
Bending radius	Fixed installation	10 x outer diameter
	Mobile installation	12 x outer diameter

Cross sections:



Variants:

- BCT60U/1 - 100 m wooden reel
- BCT60U/3 - 300 m wooden reel

Additional specifications:

Frequency (MHz)	Characteristic Impedance Upper limit - Zu (Ω)	Characteristic Impedance Lower limit - Zl (Ω)	ATT (dB/100m)	RL (dB Min)	NEXT (dB Min)	PS NEXT (dB Min)	ELFNEXT (dB Min)	PS ELFNEXT (dB Min)	PD (ns/100m Max)
1	-	-	2.4	20.0	74.3	72.3	67.8	64.8	570
4	115.2	86.8	4.5	23.0	65.3	63.3	55.8	52.8	552
8	112.6	88.8	6.4	24.5	60.8	58.8	49.7	46.7	547
10	111.9	89.4	7.1	25.0	59.3	57.3	47.8	44.8	545
16	111.9	89.4	9.1	25.0	56.2	54.2	43.7	40.7	543
20	111.9	89.4	10.2	25.0	54.8	52.8	41.8	38.8	542
25	112.9	88.5	11.4	24.2	53.3	51.3	39.8	36.8	541
31.25	114.1	87.7	12.8	23.3	51.9	49.9	37.9	34.9	540
62.5	118.3	84.5	18.5	20.7	47.4	45.4	31.9	28.9	539
100	121.9	82.0	23.8	19.0	44.3	42.3	27.8	24.8	538
200	128.8	77.6	34.8	16.4	39.8	37.8	21.8	18.8	537
250	131.5	76.0	39.4	15.6	38.3	36.3	19.8	16.8	536